







Toseland Way Lower Earley



- ✓ 4 Double Bedroom Extended Family Home
- ✓ Maiden Erlegh Catchment
- ✓ 3 Reception Rooms (inc Conservatory)
- ✓ Driveway Parking for up to 6 Cars
- ✓ River Views & Green Space on Doorstep
- ✓ Cul-De-Sac Location
- ✓ Garage / Utility
- ✓ 2 Bathrooms (Ensuite to Master)
- ✓ Stylish Modern Kitchen & Bathrooms
- ✓ South-Facing Garden with Covered Hot Tub

Guide Price **£725,000**

Bedroom  4 Bathroom  2 Reception  3